Front View

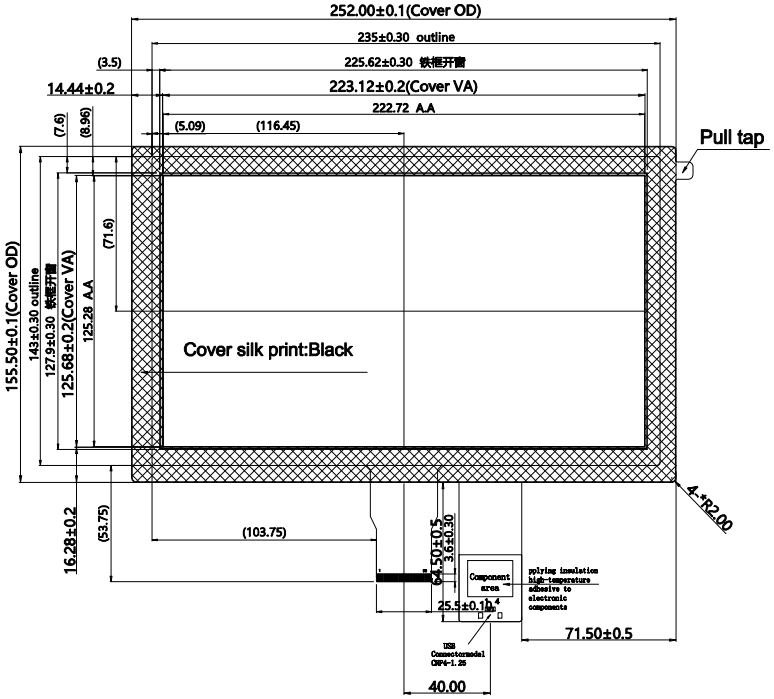

Side View

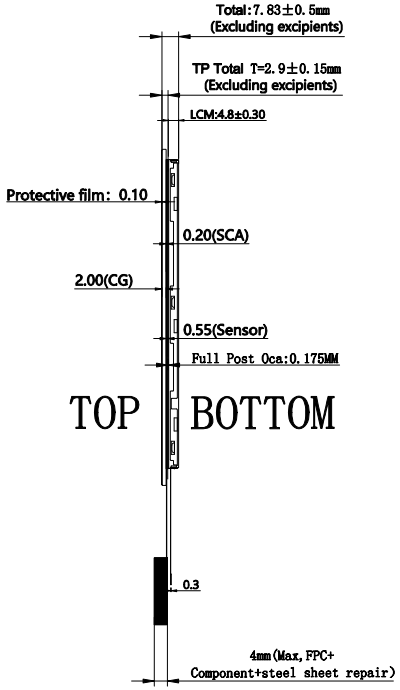

Back View

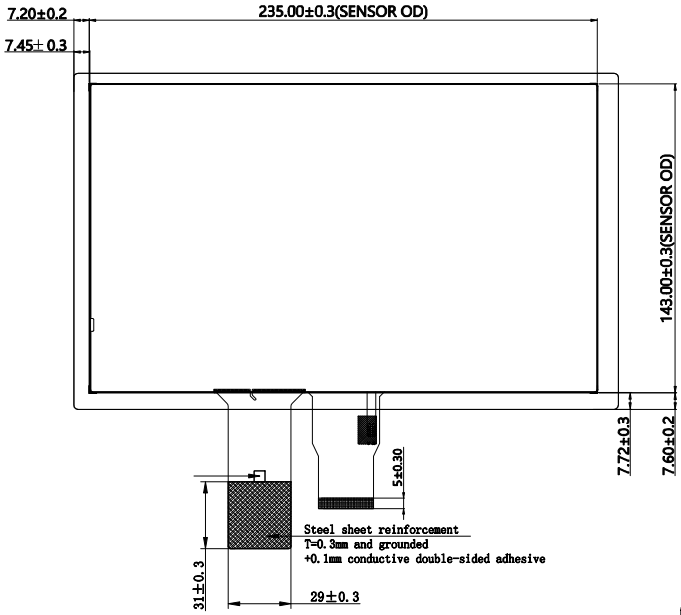

USB-TP logic definition:

PIN#	ASSIGNMENT
1	VDD
2	D-
3	D+
4	GND

LED Circuit diagram

Vf 18.0/TYP IF=20*7=140mA(Constant current test)

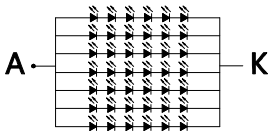

6 strings 7 parallel

Parameters:

1. GLASS+SCA+GlassITO+FPC
2. COF: ICI2511
3. Glass material:AGC
4. Light transmittance rate ≥85%
5. Cover hardness≥6H
6. TP operation Temp.:-20℃~+70℃，≤90%RH
7. TP storage temp.:-30℃~+80℃，≤90%RH
8. ROHS compliance
9. Unmarked tolerance±0.2mm

Specification:

1). Display mode: 16.7M, TFT/Transmissive
2). Operating temp.: -10°C~+50°C
Storage temp.: -20°C~+60°C
3). Backlight: 42 hip White LED
4). Dimensions with mark "*" are important, with mark "()" are referenced

Engineer Drawing						
Direction			Model No.		Tolerance	±0.20
Prepared By	Auditor	Date	Client No.		Unit	mm
			Date		Ratio	1 : 1