MAXEN ELECTRONICS LIMITED

Email: sales@maxen-lcddisplay.com Https://www.maxen-lcddisplay.com

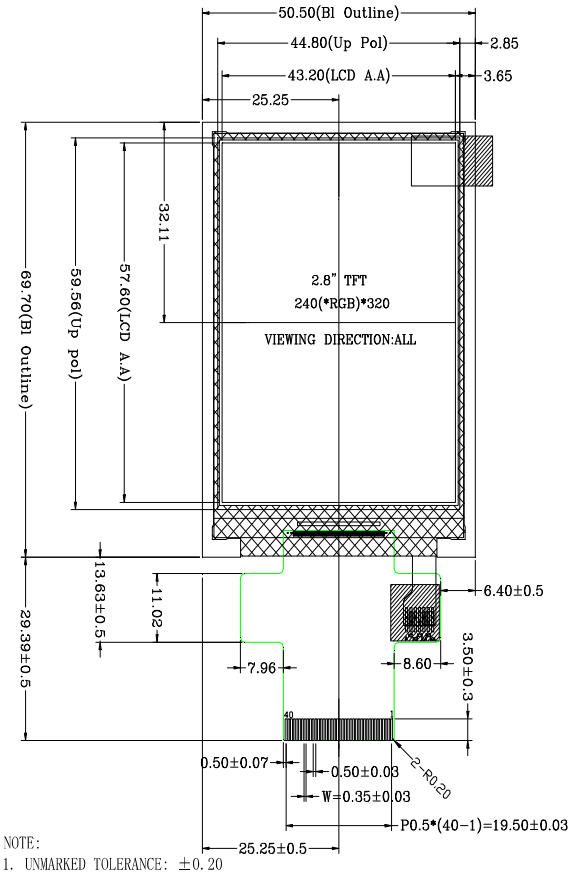

NOTE:
1. UNMARKED TOLERANCE: ±0.20
2. REQUIREMENTS ON ENVIRONMENTAL PROTECTION: RoHS
3. THE CONTROLLED DIMENSION MASK TO BE
4. REFERENCE DIMENSION MASK TO BE ( )

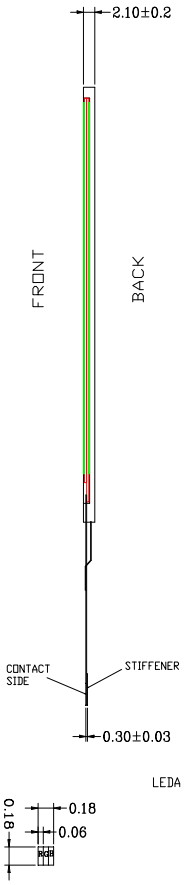

DETAIL A

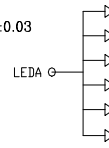

CIRCUIT DIAGRAM
2.8~3.4V@120MA

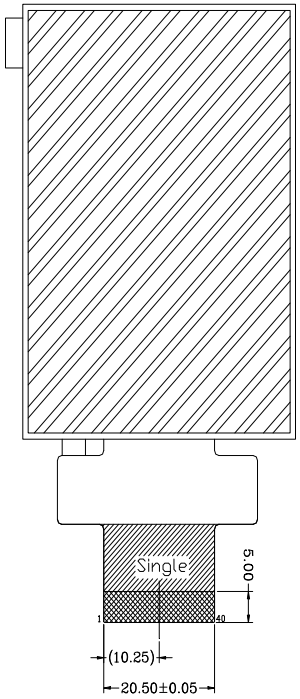

PIN DESCRIPTION

1	GND
2	VCI
3	RESET
4	CS
5	SPI-SCL
6	SDA
7	GND
8	VSYNC
9	HSYNC
10	ENABLI
11	DOTCLK
12	GND
13	DB0
14	DB1
15	DB2
16	DB3
17	DB4
18	DB5
19	GND
20	DB6
21	DB7
22	DB8
23	DB9
24	DB10
25	DB11
26	GND
27	DB12
28	DB13
29	DB14
30	DB15
31	DB16
32	DB17
33	GND
34	LEDA
35	LEDK1
36	LEDK2
37	LEDK3
38	LEDK4
39	LEDK5
40	LEDK6

Display Type	TFT, NORMALLY BLACK TRANSMISSIVE
Upper Ploarizer Type	Anti-Glare
Viewing Angle	ALL
LCD Driver IC	ST7789V
Operation Voltage	VCI=2.8V
Operation Temperature	-20°C TO 70°C
Storage Temperature	-30°C TO 80°C
Interface	3-line SPI+18bit-RGB
Backlight	6-LED White
Surface luminance	500cd/m
White X/Y	

VER.	SYMBOL	AMENDENT	SIGN	DATE
V00.		First issue		2019.07.17

DRAWN	
ME.CHECKED	
EE.CHECKED	
APPROVED	
CUSTOMER'S APPROVAL	

TITLE: MODULE SPEC.

DRAWING NO. MX-028NR40HFM-N10

UNIT	mm	SCALE	FIT
3rd Angle		SHEET 1 OF 1	

MAXEN ELECTRONICS LIMITED