NO.	SIGNAL
1	LEDK
2	LEDA
3	GND
4	VCC
5	R0
6	R1
7	R2
8	R3
9	R4
10	R5
11	R6
12	R7
13	G0
14	G1
15	G2
16	G3
17	G4
18	G5
19	G6
20	G7
21	B0
22	B1
23	B2
24	B3
25	B4
26	B5
27	B6
28	B7
29	GND
30	CLK
31	DISP
32	Hsync
33	Vsync
34	DEN
35	NC
36	GND
37	XR(NC)
38	YD(NC)
39	XL(NC)
40	YU(NC)

REV.	ECN No.	DESCRIPTION	DRAWN BY

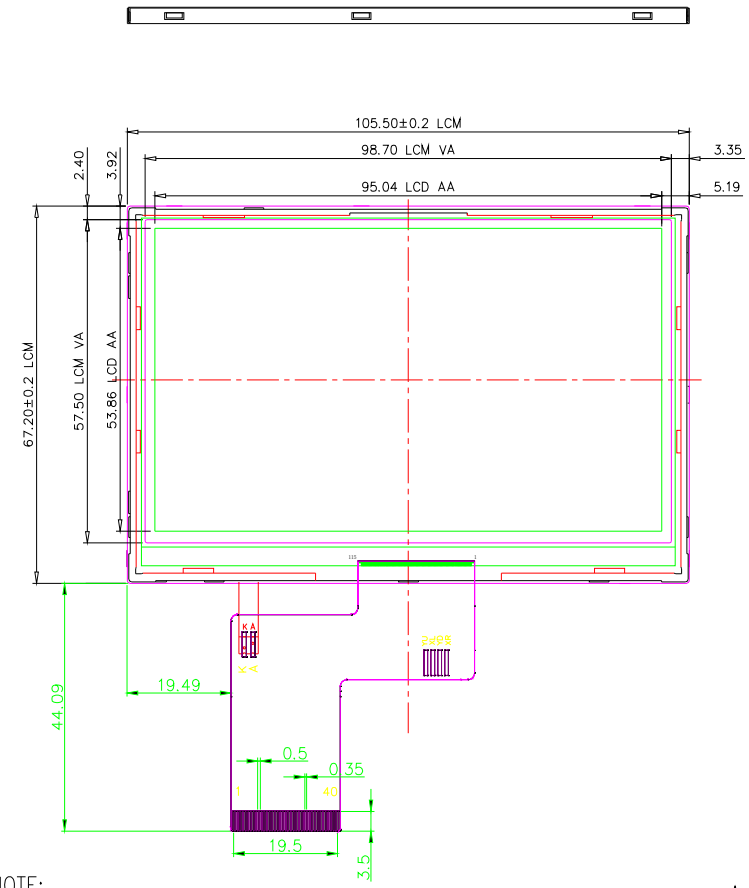

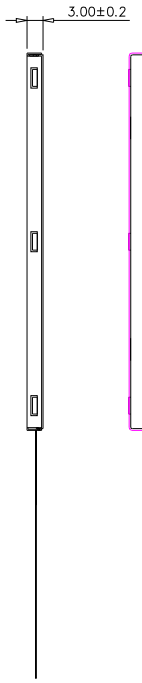

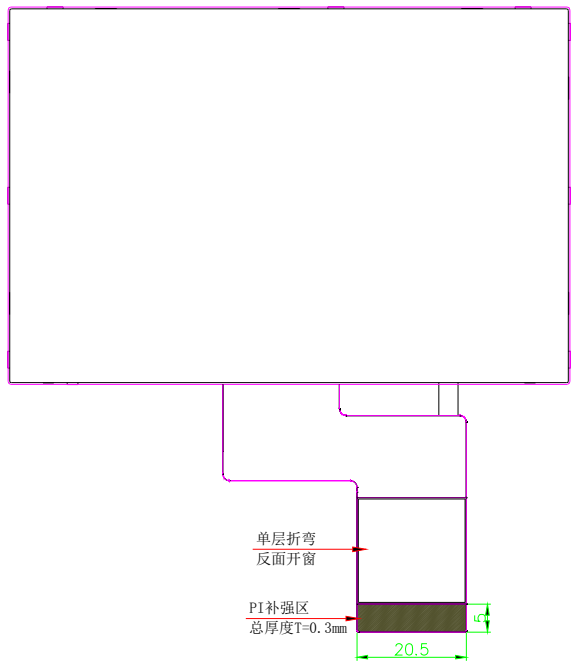

NOTE:

1. LCD TYPE : 4.3" TFT
2. DRIVER IC : NV3047
3. VIEING DIRECTION : ALL O'CLOCK
4. BACKLIGHT: WHITE LED 7 CHIPS Series
5. OPERATION TEMP : -20°C~70°C
6. STORAGE TEMP : -30°C~80°C
7. GENERAL TOLERANCE: ±0.2
8. Connector : FH19-40S-05SH(51)
9. * IS IMPORTANT DIMENSION

B/L CIRCUIT DIAGRAM

TOLERANCE		SCALE	N.T.S		MAXEN ELECTRONICS LIMITED			
.X	±	UNITS	mm					
.XX	±	MATERIAL		DRG DATE	2018/11/20	MODEL:	MX-B43NR40-IG32H	
∠	± 1°			DRG BY		TITLE:	480(RGB)X272 DOTS	
				CHK BY		DWG NO		P 1 OF 1
				APPROVED		P/N		VER. 01