Mechanical Drawing

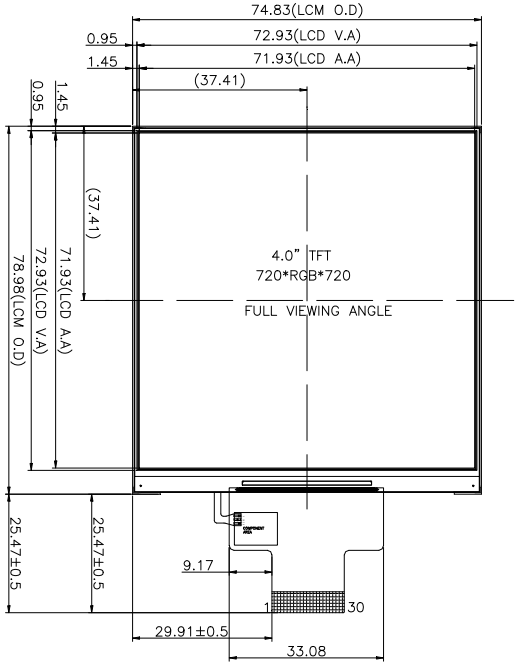

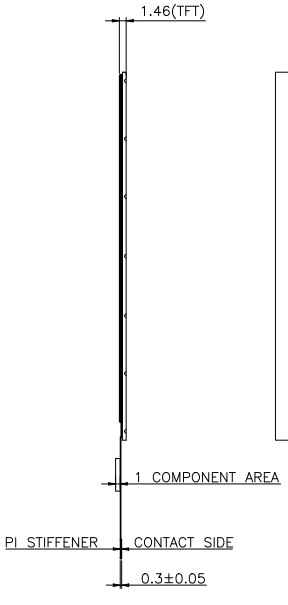

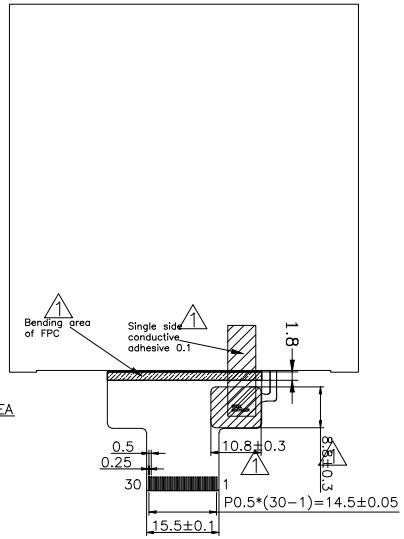

PIN	ASSIGNMENT
PIN	SYMBLE
1	LEDA
2	LEDK1
3	LEDK2
4	VCI
5	IOVCC
6	RESET
7	TE
8	PWM
9	GND
10	D0P
11	D0N
12	GND
13	D1P
14	D1N
15	GND
16	CLKP
17	CLKN
18	GND
19	D2P
20	D2N
21	GND
22	D3P
23	D3N
24	GND
25	NC(TP_INT)
26	NC(TP_SDA)
27	NC(TP_SCL)
28	NC(TP_RESET)
29	NC(TP_VCI)
30	NC(TP_IOVCC)

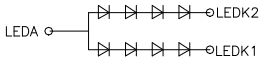

BACKLIGHT CIRCUIT DIAGRAM
IF=40mA, VF=12.8V±0.8V.

NOTES:
1. General Tolerance:±0.2
2. Recommended case open area should be less than module V.A
3. RoHS must be compliant.

Display Type	TFT TRANSMISSIVE NORMALLY BLACK
Viewing Angle	ALL O'CLOCK
LCD Driver IC	HX8394F
Operating Voltage	VCI=3.3V
Operation Temperature	−20°C TO 70°C
Storage Temperature	−30°C TO 80°C
Backlight	8 CHIP−WHITE LED
Surface luminance	350CD/M^2(TYP.)
White X/Y	---

VER.	SYMBOL	AMENDMENT	SIGN	DATE
V05	1	Modify FPC	PS	2020.08.26A
V00		First issue		2020.01.08A

DRAWN	
ME.CHECKED	
EE.CHECKED	
APPROVED	
CUSTOMER'S APPROVAL	

TITLE: MODULE SPEC.

DRAWING NO. MX-B40FM30-IT02

UNIT	mm	SCALE	FIT
3rd Angle		SHEET 1 OF 1	

MAXEN ELECTRONICS LIMITED

MAXEN ELECTRONICS LIMITED
Email: info@maxen-lcddisplay.com Https:// www.maxen-lcddisplay.com