MAXEN ELECTRONICS LIMITED
Email: melody.xia@maxen-lcddisplay.com Http://www.maxen-lcddisplay.com

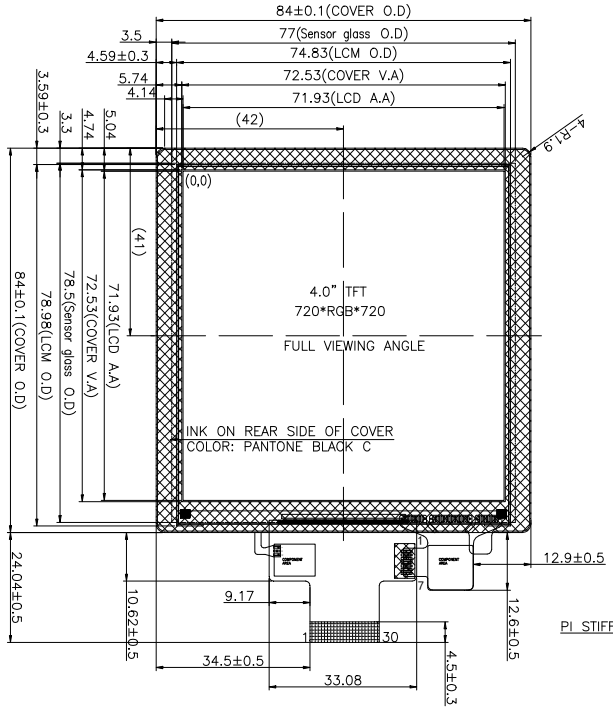



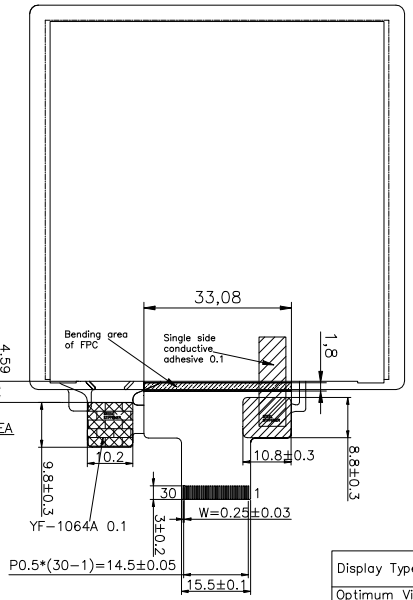

PIN	ASSIGNMENT
PIN	SYMBLE
1	LEDA
2	LEDK1
3	LEDK2
4	VCI
5	IOVCC
6	RESET
7	TE
8	PWM
9	GND
10	D0P
11	D0N
12	GND
13	D1P
14	D1N
15	GND
16	CLKP
17	CLKN
18	GND
19	D2P
20	D2N
21	GND
22	D3P
23	D3N
24	GND
25	TP_INT
26	TP_SDA
27	TP_SCL
28	TP_RESET
29	TP_VCI
30	TP_IOVCC

CTP PIN ASSIGNMENT	
1	GND
2	TP_INT
3	TP_SDA
4	TP_SCL
5	TP_RESET
6	TP_VCI
7	TP_IOVCC

NOTES:
1.Structure: G+G;
2.Cover glass: Chemically strengthen glass;
3.CTP transmittance: ≥85%;
4.Surface hardness: 6H;
5.Touch numbers: 5 points;
6.General tolerance: ±0.2mm;
7.( )reference dimension;
8.Rohs must be compliant.

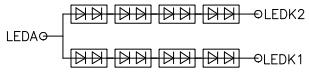

BACKLIGHT CIRCUIT DIAGRAM
IF=40mA, VF=23.2V~27.2V

Display Type	TFT, TRANSMISSIVE
	NORMALLY BLACK
Optimum Viewing Angle	ALL
Top Polarizer Type	Anti-Glare
LCD Driver IC	ST7703
LCD Operating Voltage	VCI=3.3V,IOVCC=1.8V
CTP Driver IC	FT5446DQS-P03
CTP Operating Voltage	TP_VCI=2.8~3.3V
Operation Temperature	-20°C TO 70°C
Storage Temperature	-30°C TO 80°C
LCD/CTP Interface	MIPI/IIC
Backlight	8 DOUBLE-CHIPS WHITE LED
Surface luminance	600 CD/M^2(TYP.)
White X/Y	---

VER.	SYMBOL	AMENDMENT	SIGN	DATE
V00		First issue	ZTX	20230314A

DRAWN	ZTX	20230313A
ME.CHECKED	Cz	20230313
EE.CHECKED	LBL	20230313
APPROVED		
CUSTOMER'S APPROVAL		

TITLE: MODULE SPEC.

DRAWING NO. MX-040HM30TFM-C06

UNIT	mm	SCALE	FIT
3rd Angle		SHEET 1 OF 1	

MAXEN ELECTRONICS LIMITED