Mechanical Drawing

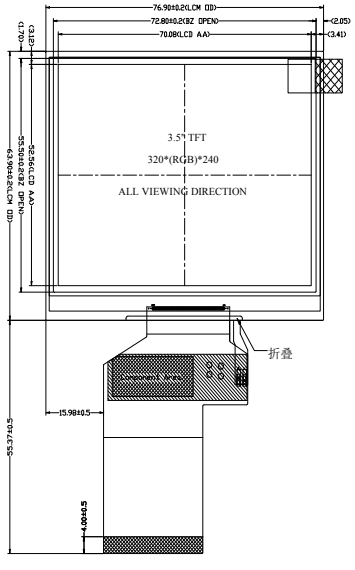

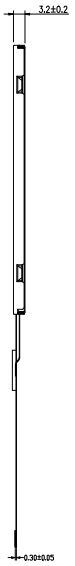

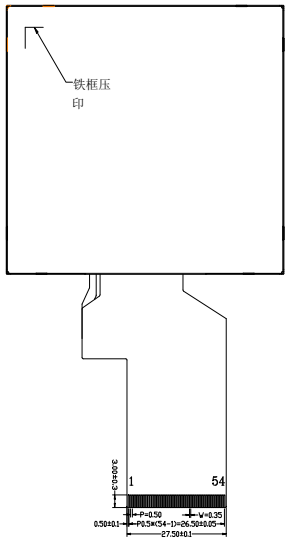

PIN DESCRIPTION

1	LEDK	29	R1
2	LEDK	30	R2
3	LEDA	31	R3
4	LEDA	32	R4
5	NC	33	R5
6	NC	34	R6
7	NC	35	R7
8	RESET	36	HSYNC
9	SPENA	37	VSYNC
10	SPCLK	38	DCLK
11	SPDAT	39	NC
12	B0	40	NC
13	B1	41	VDD
14	B2	42	VDD
15	B3	43	NC
16	B4	44	NC
17	B5	45	NC
18	B6	46	NC
19	B7	47	NC
20	G0	48	NC
21	G1	49	NC
22	G2	50	NC
23	G3	51	NC
24	G4	52	DEN
25	G5	53	GND
26	G6	54	GND
27	G7		
28	R0		

LED CIRCUIT DIAGRAM
19.2V@20mA

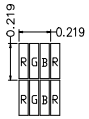

Pixtel Detail

NOTES:
1. General Tolerance:±0.2
2. ( ) reference dimension.
3. Recommended case open area should be less than module V.A
4. Recommended cushion adherent area: TP V.A+1.6mm
5. RoHS must be compliant.

Display Type	TFT,NORMALLY BLACK TRANSMISSIVE,POSITIVE
Optimum Viewing Direction	ALL
Top Polarizer Type	Anti-Glare
LCD Driver IC	ST7272A
Operating Voltage	VDD=3.3V
Operation Temperature	-30°C TO 85°C
Storage Temperature	-30°C TO 85°C
Interface	24BIT - RGB+SPI
Backlight Driver Voltage	6-LED White
BL Surface luminance	550cd/m2(typ.)
White X/Y	TBD.

VER.	SYMBOL	AMENDMENT	SIGN	DATE
V00		First issue		2018.06.07A

DRAWN	
ME.CHECKED	
EE.CHECKED	
APPROVED	
CUSTOMER'S APPROVAL	

TITLE: MODULE SPEC.

DRAWING NO. HCT-I035T54-32006L02T

UNIT mm | SCALE FIT | 3rd Angle | SHEET 1 OF 1

MAXEN ELECTRONICS LIMITED

MAXEN ELECTRONICS LIMITED
Email: info@maxen-lcddisplay.com Https:// www.maxen-lcddisplay.com